



COUNTERLINE - OUTDOOR CHARBROILER

Gas Radiant Countertop

Standard Features

- Available in 18", 24", and 36" widths
- 20,000 BTU (NAT or LP) stainless steel burner per 6"
- 316L stainless steel front, rear, sides, and bottom panels
- 5" high 316L stainless steel rear and side splash guards
- 316L Stainless steel radiants
- 6" wide, 3/8" stainless steel round rod grates
- Reinforced, insulated double wall sides
- 3/4" rear gas connection and pressure regulator
- Two-position, two sided cooking grids
- 4" Spatula width grease trough
- 316L stainless steel full width crumb tray
- One year limited Parts and Labor Warranty

Models:
HDC-18-316L, HDC-24-316L, HDC-36-316L



(Model HDC-36-316L)

STANDARD CONSTRUCTION SPECIFICATIONS

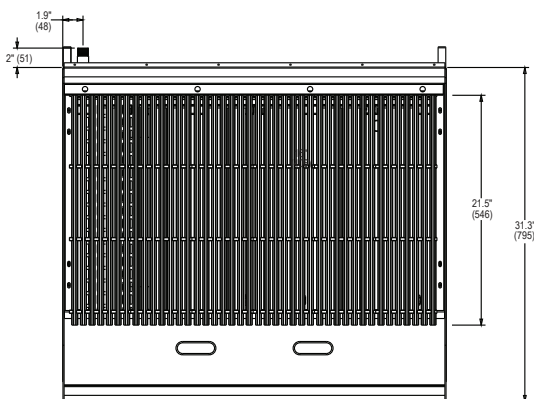
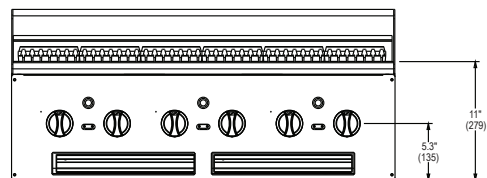
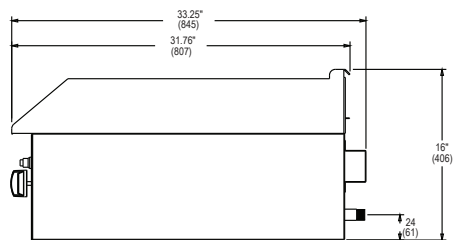
Exterior Finish: Front, rear, sides and bottom panels are constructed of 316L stainless steel. Sides are reinforced and fully insulated. 5" rear and side splash.

Charbroiler: 18", 24", and 36" 316L Stainless steel, 20,000 BTU (NAT or LP) burners every 6". Removable two-sided cast-iron grates.

Gas Heat Control System: Each straight burner is controlled by a gas valve for independent control of flame. One standing pilot services each burner. A 3/4" rear gas connection is standard.

Legs: Stainless steel 4" adjustable legs.





SHIPPING CRATE DIMENSIONS & WEIGHT					
MODEL	WIDTH	BURNERS @20,000 BTU	CRATED WIDTH	CRATED DEPTH	CRATED WEIGHT
HDC-18-316L	18" (457)	3	15.5" (394)	39" (991)	120 lbs (54 kg)
HDC-24-316L	24" (610)	4	31" (788)	39" (991)	240 lbs (108 kg)
HDC-36-316L	36" (915)	6	55" (1398)	39" (991)	350 lbs (159 kg)

UTILITY INFORMATION

GAS: Each unit has a 3/4" rear gas connection with a male NPT connector. Minimum supply pressure is 7" W.C. for natural gas and 11" W.C. for propane. All units require a regulated gas supply. Pressure regulator included. If using a flexible hose gas connection, the I.D. of the hose must not be smaller than the connector on the unit and must comply with ANSI Z21.69, providing an adequate means of restraint to prevent undue strain on the gas connection.

MODEL	GAS (BTU/hr)	
	NATURAL	PROPANE
HDC-18-316L	60,000	60,000
HDC-24-316L	80,000	80,000
HDC-36-316L	120,000	120,000

MISCELLANEOUS

- If casters are used with flex hose, a restraining device should be used to eliminate undue strain on the flex hose.
- For use in non-combustible locations only.
- Minimum clearance from noncombustible construction is zero.
- Install under vented hood.
- Check local codes for fire and sanitary regulations.

NOTICE:

Southbend has a policy of continuous product research and improvement. We reserve the right to change specifications and product design without notice. Such revisions do not entitle the buyer to corresponding changes, improvements, additions or replacements for previously purchased equipment.

OPTIONS AND ACCESSORIES

- ☐ 316L Stainless steel stand
- ☐ All Terrain 10" casters
- ☐ Plated grids for fish
- ☐ 2" high insulator base for mounting on refrigerated base
- ☐ Battery Spark Ignition

**INTENDED FOR COMMERCIAL USE ONLY.
NOT FOR HOUSEHOLD USE.**



1100 Old Honeycutt Road, Fuquay-Varina, NC 27526
(919) 762-1000 www.southbendnc.com