



VMCS HEAVY DUTY ELECTRIC GRIDDLE TOP



VMCS-101 shown on
VCCG24 griddle



Shown with optional rotary gap adjustment accessory
(GADJUST-ROTARY)



SPECIFICATIONS

Heavy duty electric griddle top Vulcan Model No. _____. Stainless steel front, top and sides and anodized aluminum arm. $\frac{9}{16}$ " (15mm) thick Rapid Recovery™ composite griddle plate for fast temperature recovery and even heating. 10.4" wide x 22.9" deep cooking surface. One-hand lift mechanism holds system in upright position for ease of operation. High efficiency flat bar heating elements maximize production volume and reduce energy usage. On/Off switch and LED indicator lights. Thermostat adjusts from 200° to 450° F. Available in 208V or 240V 50/60Hz single phase.

- ☐ **VMCS-101** 208V Flat Rapid Recovery™ Cooking Surface
- ☐ **VMCS-102** 240V Flat Rapid Recovery™ Cooking Surface

STANDARD FEATURES

- Stainless steel front, top and sides and anodized aluminum arm.
- $\frac{9}{16}$ " (15mm) thick fully welded Rapid Recovery™ composite griddle plate (aluminum core interior with 304 Series stainless steel exterior) for fast temperature recovery and even heating.
- 10.4" wide x 22.9" deep cooking surface.
- One-hand lift mechanism holds system in an upright position for ease of operation.
- High efficiency flat bar heating elements maximize production volume and reduce energy usage.
- Compatible with standard front grease trough and 6" back splash griddles.
- Junction box for field line connection (No power cord supplied).
- Thermostat adjusts from 200° – 450°F.
- On/Off switch and LED indicator lights identify mode.
- Includes Teflon sheet mounting kit and two sheets.
- Available in 208V and 240V 50/60Hz single phase.
- Plate gap adjustment accessory included (GADJUST-VMCS).
- One year limited parts and labor warranty.

COMPATIBLE GAS & ELECTRIC GRIDDLE MODELS

VULCAN

- VCCG Series
- 900RX Series*
- MSA Series*
- RRE(E) Series
- HEG(E) Series

**Not available on 30" depth griddles*

WOLF

- ASA Series
- WEG Series

OPTIONS

- ☐ Grooved steel griddle plate cooking surface available on models VMCS-201 (208V) and VMCS-202 (240V).
- ☐ Easy-to-use rotary gap adjustment accessory (GADJUST-ROTARY) allows customization to the height of menu items.
- ☐ Factory-mount clamshell to griddle (VMCS-101-FM, VMCS-201-FM), enables clamshell to be mounted to new griddle on same order before leaving the factory.



a division of ITW Food Equipment Group LLC

P.O. Box 696 ■ Louisville, KY 40201 ■ Toll-free: 1-800-814-2028 ■ Local: 502-778-2791 ■ Quote & Order Fax: 1-800-444-0602



VMCS HEAVY DUTY ELECTRIC GRIDDLE TOP

SPECIFICATIONS

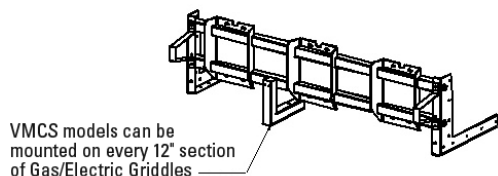
Top Cooking Surface: 10.4" W x 22.9" D

Packaging: 12" W x 13" H x 48" L

Approximate Shipping Weight: 75 lb.

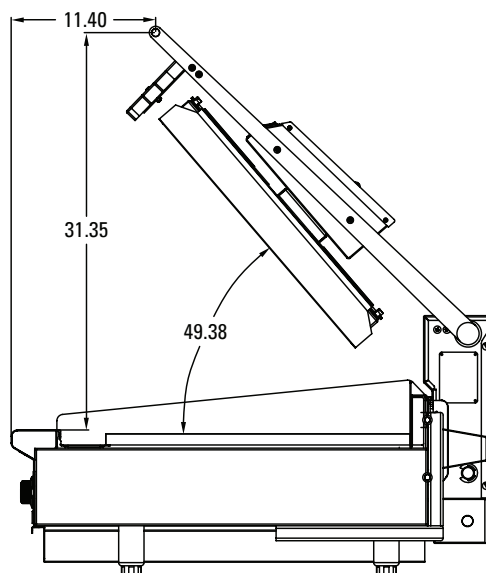
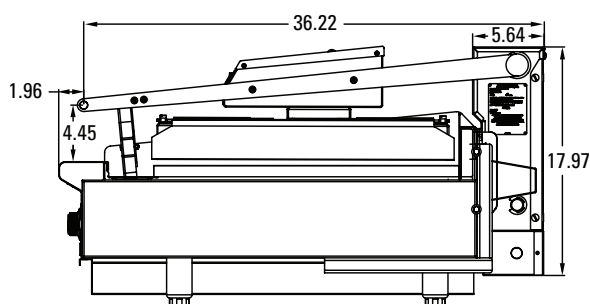
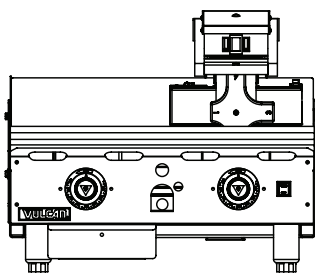
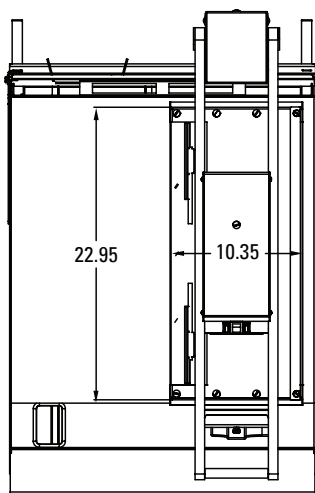
This appliance is manufactured for commercial installation only and is not intended for home use.

MODEL	VOLTAGE	POWER	1 PHASE DRAW
VMCS-101	208V	3.6 kW	17.3 A
VMCS-102	240V	3.6 kW	15 A
VMCS-201	208V	3.6 kW	17.3 A
VMCS-202	240V	3.6 kW	15 A



VMCS models can be mounted on every 12" section of Gas/Electric Griddles

Mounting frames available in 24", 36", 48", 60" and 72" sizes. Specify the griddle type and size for field installations.



VULCAN GRIDDLE MOUNTING FRAMES*

	24" Griddle	36" Griddle	48" Griddle	60" Griddle	72" Griddle
Approx. Ship Wt.	FRAME-GTS24 35 lbs/16 kg	FRAME-GTS36 40 lbs/18 kg	FRAME-GTS48 53 lbs/24 kg	FRAME-GTS60 66 lbs/30 kg	FRAME-GTS72 78 lbs/36 kg

*For VCCG griddles, mounting frame is available with accessory code FRAME-GTSxx-CG.



a division of ITW Food Equipment Group LLC

P.O. Box 696 ■ Louisville, KY 40201 ■ Toll-free: 1-800-814-2028 ■ Local: 502-778-2791 ■ Quote & Order Fax: 1-800-444-0602

NOTE: In line with its policy to continually improve its products, Vulcan reserves the right to change materials and specifications without notice.