



BEVERAGE-AIR

Project: _____	AIA# _____
Item: _____	
Location: _____	SIS# _____
Approved: _____	

BB BAR EQUIPMENT - BACK BAR REFRIGERATOR

BB58HC Food Rated Sliding Glass Door
Hydrocarbon Series

MODEL:
BB58HC-1-F-GS-B
BB58HC-1-F-GS-S

BB58HC Back Bar Refrigerators: Sliding Glass Door Model



BB58HC-F-GS-1-B

3 Year Parts/Labor Warranty
Additional 2 Year Compressor Warranty

CABINET CONSTRUCTION

- Exterior black or stainless steel front and door, gray painted sides
- Stainless steel interior
- Full electronic control
- Stainless steel top
- Two (2) epoxy coated shelves per section, standard
- Self-closing sliding glass doors have black frame regardless of finish
- Stay-open feature & lock standard
- LED lighting
- Certified for open food products
- Compressor available on left or right, specify at time of unit order
- Balanced, forced air refrigeration system provides rapid chilling of product
- Maintains product temperature between 36°F and 38°F

OPTIONS & ACCESSORIES

- ☐ Wine model (40°-60° models)
- ☐ Wine shelf divider
- ☐ 3" or 6" casters
- ☐ Solid or glass doors
- ☐ Remote option

REFRIGERATION SYSTEM

- Refrigeration system uses R290 refrigerant to comply with all environmental concerns
- Automatic, non-electric defrost
- Epoxy coated evaporator coil



3779 Champion Blvd., Winston-Salem, NC 27105
1-888-845-9800 Fax: 1-336-245-6453
Beverage-Air.com sales@bevair.com



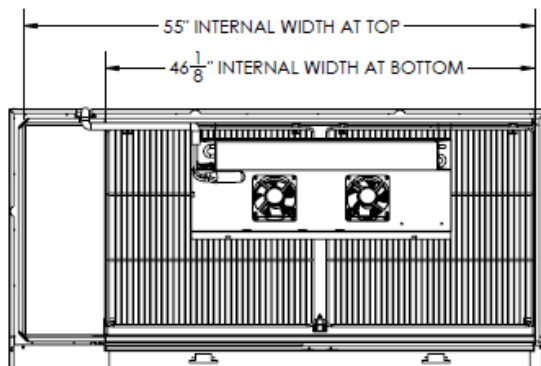
BEVERAGE-AIR

MODEL	BB58HC-1-F-GS-B	BB58HC-1-F-GS-S
EXTERNAL DIMENSIONAL DATA		
Width Overall	59"	59"
Depth Overall	28 1/4"	28 1/4"
Height Overall	37 1/4"	37 1/4"
Number of Doors	2	2
Door Opening (in)	-	-
INTERNAL DIMENSIONAL DATA		
NET Capacity (cubic ft.)	21.86	21.86
Internal Width Overall (in)	46 1/8"	46 1/8"
Internal Depth Overall (in)	22 3/4"	22 3/4"
Internal Height Overall (in)	32"	32"
Number of Shelves	4	4
Number of Kegs	2	2
ELECTRICAL DATA		
Full Load Amperes 115/60/1	2.5	2.5
REFRIGERATION DATA		
Horsepower	1/4	1/4
Capacity (BTU/Hr)*	1702	1702
WEIGHT DATA		
Gross Weight (Crated lbs)	354 lbs	354 lbs
Height - Crated	46"	41 1/4"
Width - Crated	62"	62"
Depth - Crated	34"	32"

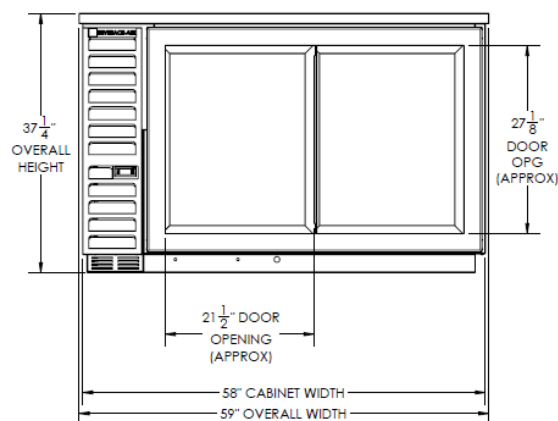
Bar Equipment-Back Bar Refrigerator Sliding Glass Door

Model: BB58HC-1-F-GS-B, BB58HC-1-F-GS-S

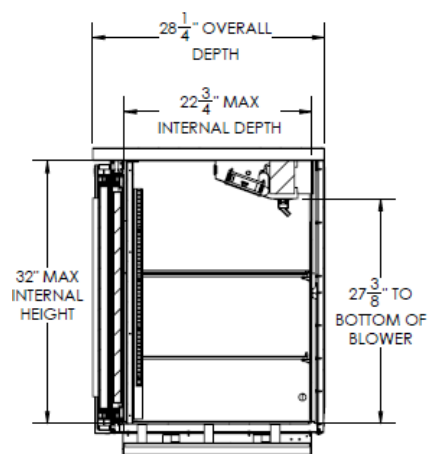
Model Views



Plan View



Elevation View



Side View

ELECTRICAL CONNECTION



115/60/1
NEMA-5-15P

Units pre-wired at
factory and include 8'
long cord and plug set.



3779 Champion Blvd., Winston-Salem, NC 27105
1-888-845-9800 Fax: 1-336-245-6453
Beverage-Air.com sales@bevair.com